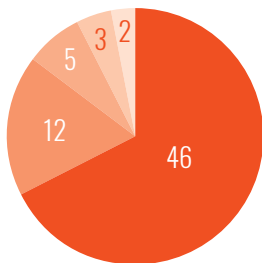


SVA MEMBERS



MEMBER COMPANIES

~300% MEMBER INCREASE SINCE MOVING TO 1717



MEMBERSHIP BREAKDOWN


- Open Workspace
- Small Office
- Medium Office
- Virtual
- Large Office



40% LED BY A FEMALE AND/OR PERSON OF COLOR

26% Female founders
24% Minority founders

PROGRAMMING



95

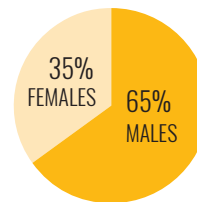
PROGRAMS
Trainings,
workshops +
events

4.8/5

PARTICIPANTS WOULD RECOMMEND AN SVA PROGRAM TO A PEER



2,549
TOTAL ATTENDEES



MENTOR NETWORK



180+

MENTORS ONBOARDED

220 AVERAGE NUMBER OF MENTOR HOURS PER MONTH



94% founders report using SVA's mentors

40% report 12+ hours/month with mentors

MEMBER SATISFACTION

94%

AVG MONTHLY MEMBER SATISFACTION SCORE

93% satisfied with the space

88% satisfied with mentors

83% satisfied with the programs

SVA BENEFITS



35 MEMBERS have redeemed \$1.035M in Amazon Web Services (AWS) credits



11 MEMBERS have applied to HubSpot for Startups and together are saving \$45,000+ annually

**MEMBER COMPANY
REVENUE + WORKFORCE**



38 MEMBERS REPORTED
EARNING REVENUE
AT THE END OF 2018
\$5.7M TOTAL REVENUE



440 FTE employed
by members
\$23M Economic impact
of wages

MEMBERS EARNING REVENUE

2017 **23** → **38** 2018

65% increase since
moving to 1717

OF THE 23 MEMBERS THAT EARNED REVENUE:

	2017	2018
TOTAL REVENUE EARNED	\$2.7M	\$5.1M
AVERAGE REVENUE PER MEMBER	\$116K	\$223K

93% increase of total
revenue from 2017-18

92% increase of avg revenue
per member from 2017-18



FUNDING



52%
MEMBERS
RAISED CAPITAL
IN 2018



\$26M
TOTAL AMOUNT
MEMBERS HAVE
RAISED



\$1.17M
amount CVA Angels
invested in 3 local
companies in 2018

37%
members received
funding from
angel groups and/or
venture capitalists

FUN FACTS

147
MEMBERS+
EMPLOYEES
use our space
regularly



13,430
cups of coffee
brewed by
members



~\$100
of free food
enjoyed by
members
each month



55
number of times
members were
featured in
the news